

# WHAT YOU NEED TO PLAY THE CONSERVATION OR EARTHCARE GAME

Collect the parts you need to play the game. It is like a treasure hunt!

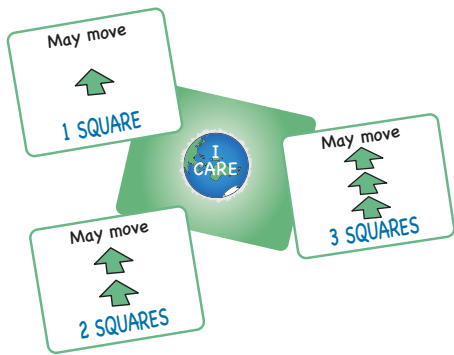
Download the How to Play Guide from <https://www.earthcaregame.org/instructions>

Here's what you will need - some things can be downloaded, others you can find or make:



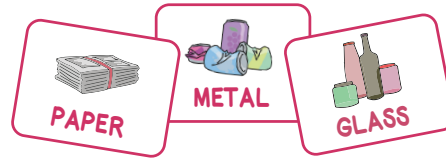
## PLAYER PEBBLES

or other small items of different colours x 5 to choose from (eg download the coloured discs you can glue to cardboard, cut and put in bottle tops)



## I CARE CARDS

12 recommended  
1, 2 and 3 steps x 4 each



## MATERIALS

download our cards with pictures of glass, metal and paper or find your own - Paper x 2  
Metal x 2 eg bottle cap  
Glass x 2 eg ocean glass (make sure it is safe)



## LITTER CARDS

12 recommended  
make your own or download ours.




## HOW MANY STEPS

download cards or use a die you have already



## TOKENS

representing points eg coloured popsticks, cardboard  
Yellow (1 point) x 16  
Blue (5 points) x 8  
Green (10 points) x 8  
Red (20 points) x 8



a pouch to keep everything in.

Then you are ready to play the game!

Some items may be available from the <https://www.earthcaregame.org/shop>